

Expenditures | Apparel - Average \$ Spend per Household

Trade Area: SPOTLIGHT - 3 km

Households: 188,943

Average Current Consumption

\$92,418

Index: 104

Average Household Income

\$ 144,932

Index: 114

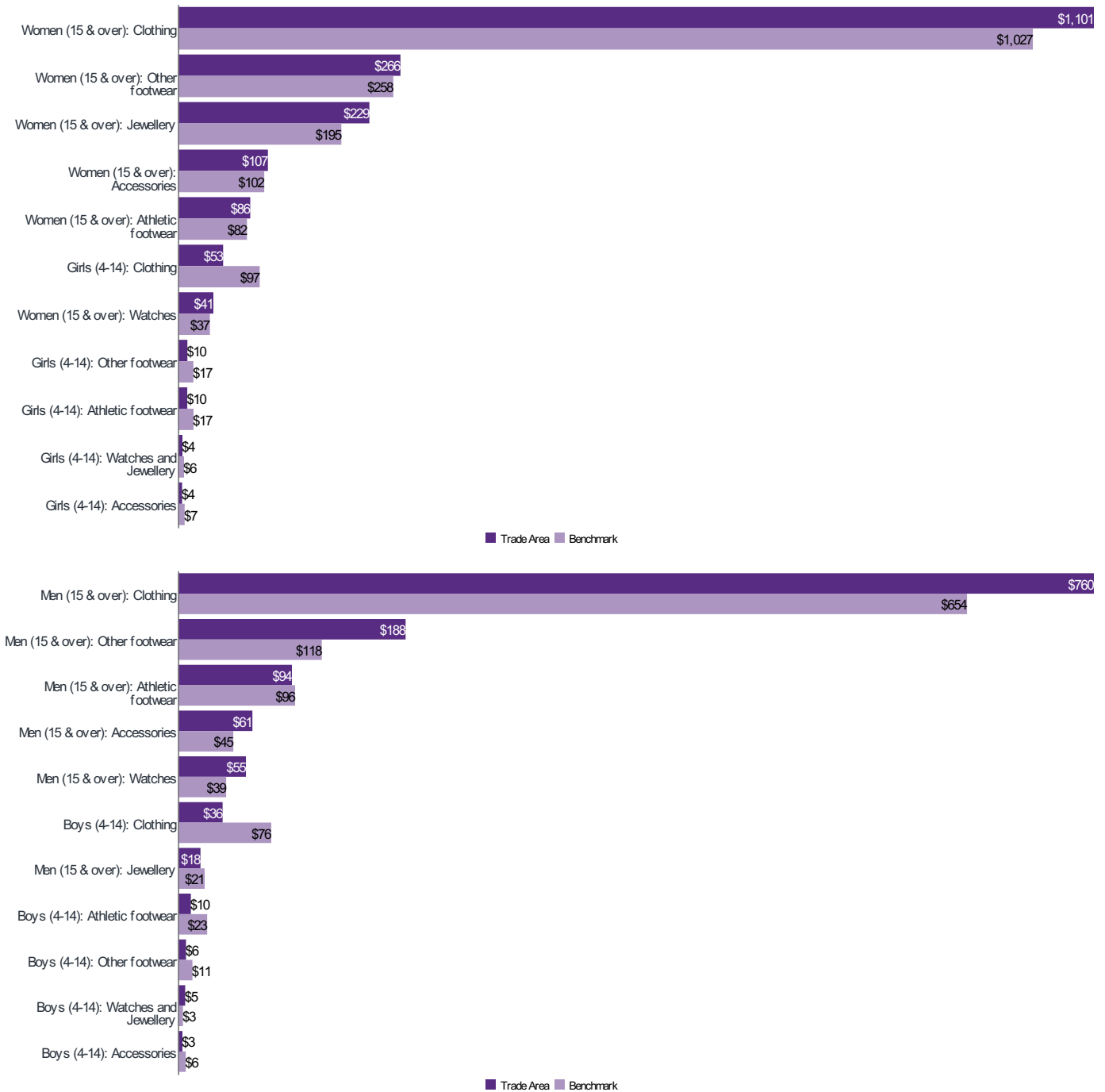
Average Disposable Income

\$ 109,477

Index: 110

Total Aggregate Consumption by Category - Clothing: \$ 742,052,683

Apparel - Average \$ Spend per Household



Benchmark: Ontario

Copyright © 2023 by Environics Analytics (EA). Source: ©2023 Environics Analytics. (<https://dev-web6/Envision/About/1/2023>)

Index Colours:	<80	80 - 110	110+
----------------	-----	----------	------

Expenditures | Apparel - Aggregate \$ Spend

Trade Area: SPOTLIGHT - 3 km

Households: 188,943

Average Current Consumption

\$92,418

Index: 104

Average Household Income

\$ 144,932

Index: 114

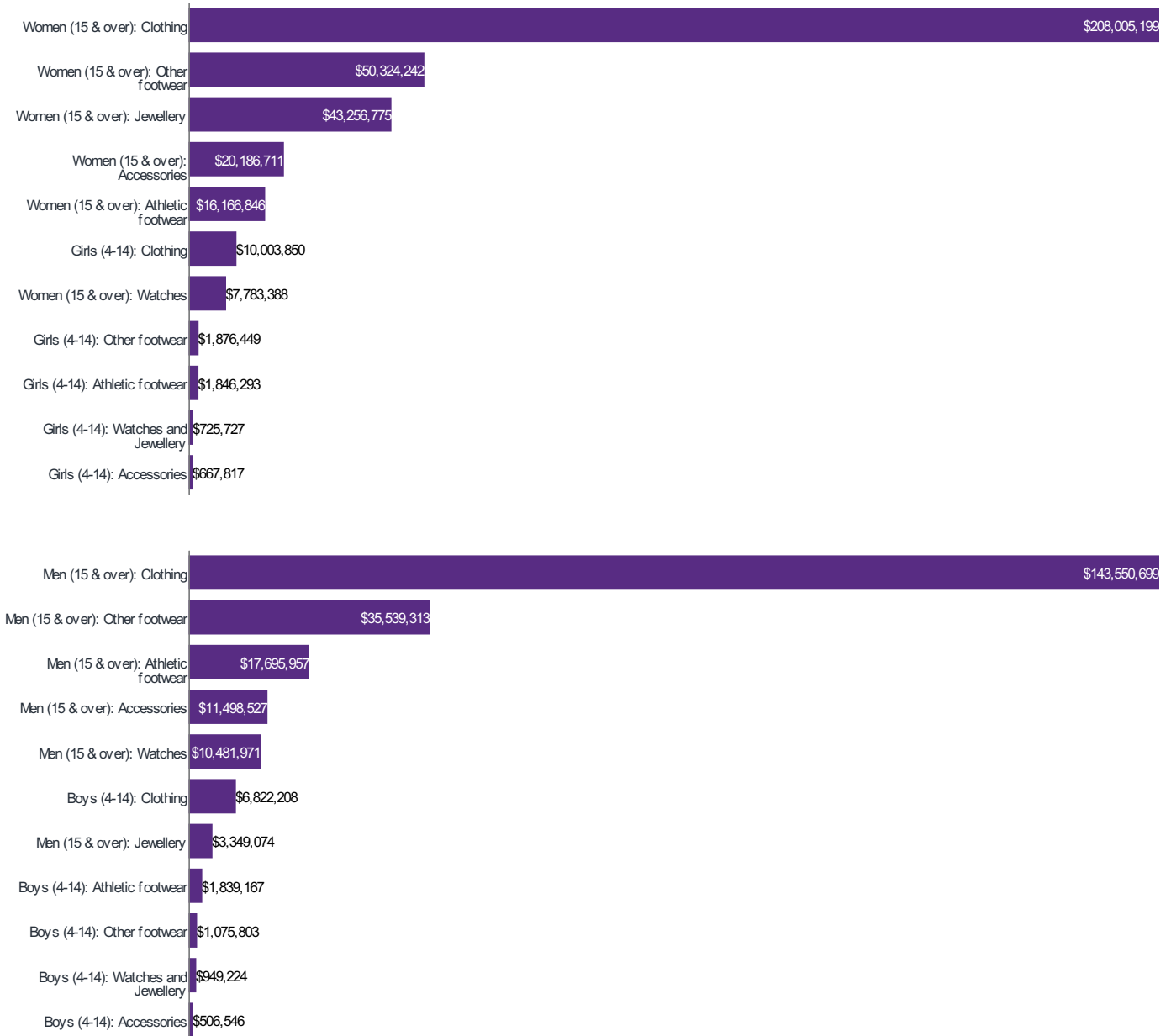
Average Disposable Income

\$ 109,477

Index: 110

Total Aggregate Consumption by Category - Clothing: \$742,052,683

Apparel - Aggregate \$ Spend



Benchmark: Ontario

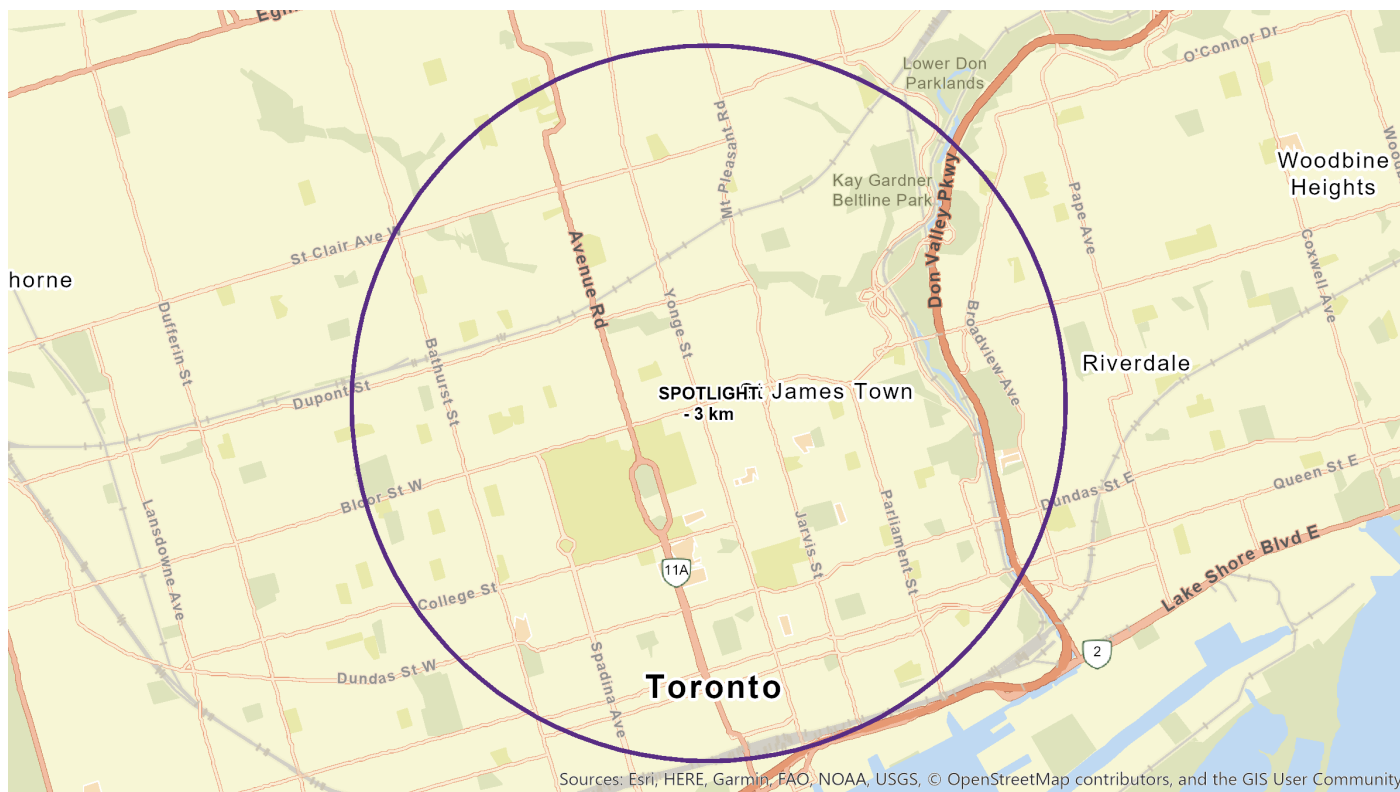
Copyright © 2023 by Environics Analytics (EA). Source: ©2023 Environics Analytics. (<https://dev-web6/Envision/About/1/2023>)

Index Colours:	<80	80 - 110	110+
----------------	-----	----------	------

Expenditures | Trade Area Map

Trade Area: SPOTLIGHT - 3 km

Households: 188,943



Benchmark: Ontario

Copyright © 2023 by Environics Analytics (EA). Source: ©2023 Environics Analytics. (<https://dev-web6/Envision/About/1/2023>)

Report Details

Name: Expenditures - HouseholdSpend - Apparel (Avg \$ / Agg \$) Executive
Date / Time: 8/10/2023 4:47:41 PM
Workspace: CAN 2023 - PRIZM Postal Code
Workspace Vintage: 2023

Trade Area

Name	Level	Geographies
SPOTLIGHT - 3 km		N/A

Benchmark

Name	Level	Geographies
Ontario	Province	Ontario

DataSource

Product	Provider	Copyright
HouseholdSpend	Environics Analytics Statistics Canada	©2023 Environics Analytics (https://dev-web6/Envision/About/1/2023#7)
